

Scaled data based on original data using
LM-79-08 Approved Method: Electrical and Photometric Measurements of Solid-
State Lighting Products

Test Report Prepared for
Cooper Lighting Solutions
(formerly Eaton)

Brand: STREETWORKS

Report Number: P532974

Luminaire Tested: **GLAN-SA8B-760-U-T2R-GRSWH**

Issue Date: 5/27/2021

Test Information

Test Method: LM-79-08
Report Number: P532974
TEST IS SCALED FROM IESNA LM-79-08 TEST DATA (G3-2011-057-10)
Test Lab: INNOVATION CENTER
Issue Date: 5/27/2021
Manufacturer: COOPER LIGHTING SOLUTIONS (FORMERLY EATON)
Product Line: STREETWORKS
Catalog Number: GLAN-SA8B-760-U-T2R-GRSWH
Description: GALLEON AREA AND ROADWAY LUMINAIRE
(8) 70 CRI, 5700K, 800mA LIGHTSQUARES WITH 16 LEDS EACH AND TYPE II
ROADWAY OPTICS WITH WHITE GLARE REDUCTION SHIELD
Light Source: -
Ballast/Driver: ELECTRONIC DRIVER

Summary

Lumens per Lamp: N/A
Luminaire Lumens: 40377 lumens
Efficiency: N/A
Efficacy: 124.2 lumens/watt
Luminous Opening: Rectangular (W 1.5' x L: 1.5' x H: 0')
IES Classification: Type II - Short
BUG Rating: B4 - U0 - G3

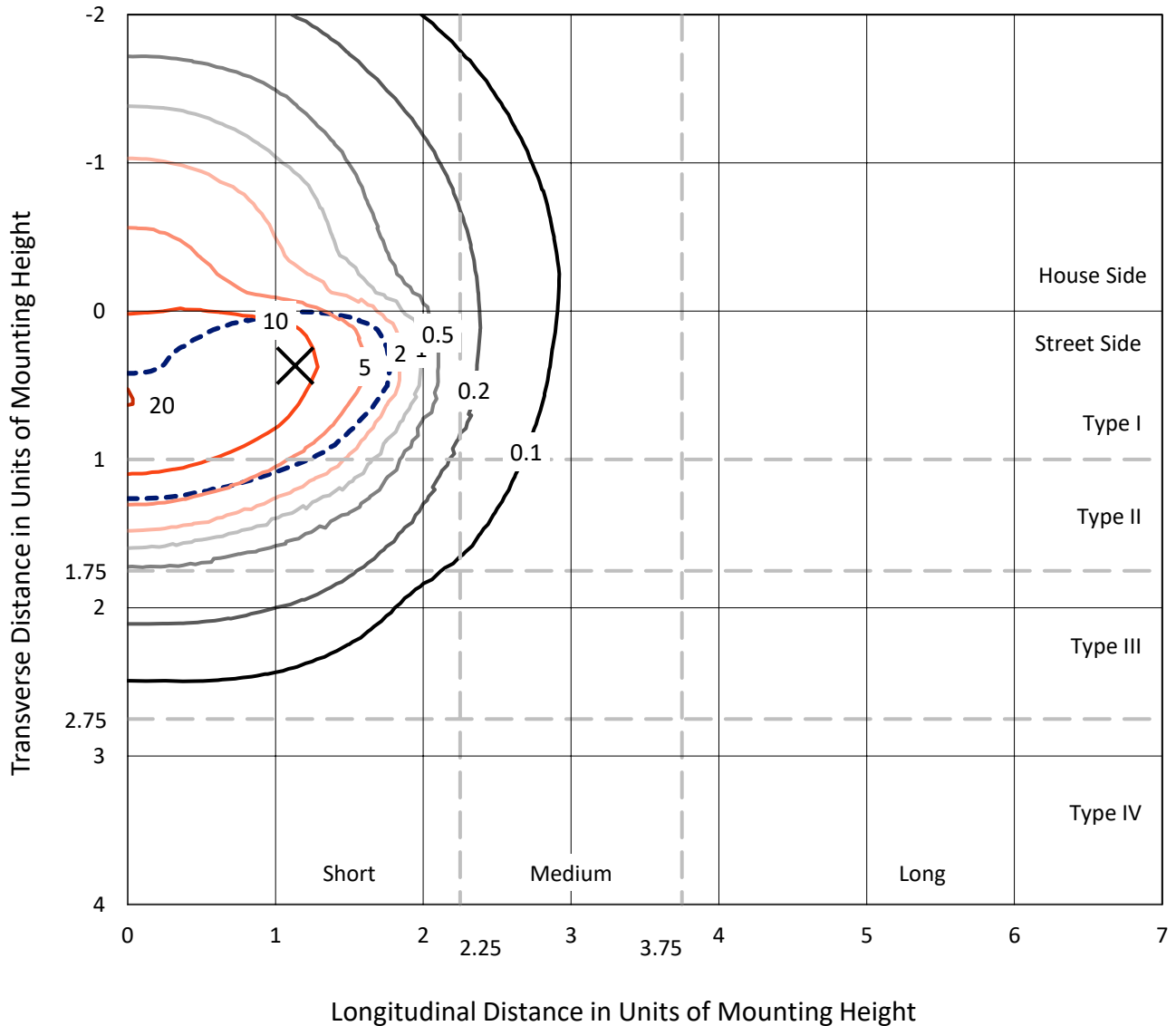
Input Watts (W): 325
Input Voltage (V): NR
Input Current (Ain): NR
Voltage Rise (V): NR
Power Factor: NR
Total Harmonic Distortion (THDi): NR
Frequency (hertz): 60
Stabilization Time: NR
Operation Time: NR
Ambient Temperature (°C): NR
Test Distance: 24 FT



REPORT NUMBER: P532974
 CATALOG NUMBER: GLAN-SA8B-760-U-T2R-GRSWH

Iso-Footcandle Lines of Horizontal Illumination

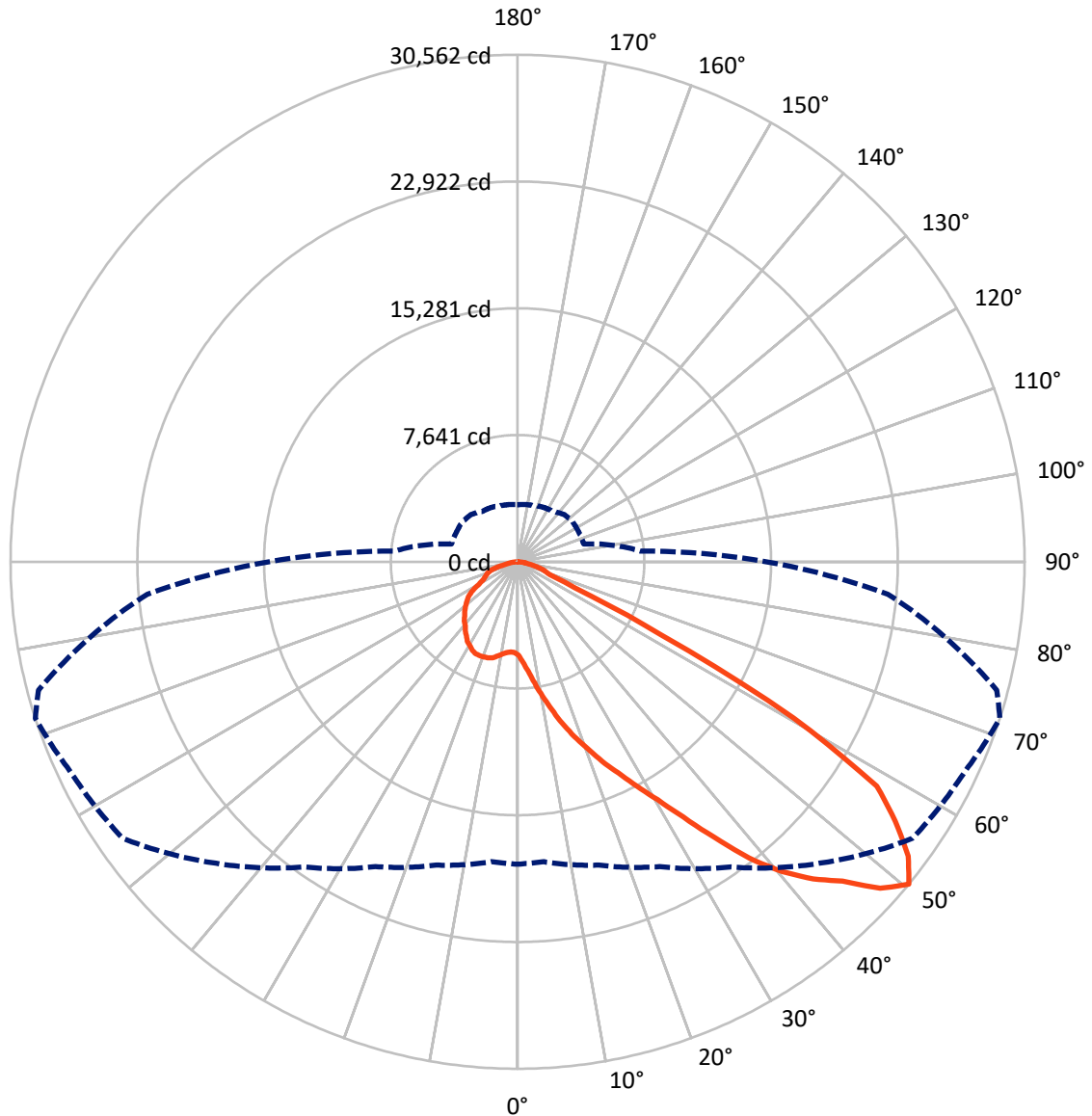
✕ Max cd
 - - - 1/2 Max cd



Based on 25 foot mounting height. Maximum calculated value = 20.1 fc
 Type II - Short - N/A

REPORT NUMBER: P532974
CATALOG NUMBER: GLAN-SA8B-760-U-T2R-GRSWH

Luminous Intensity Polar Plot



— Vertical Plane Through 72-Deg Lateral - - - Horizontal Cone Through 50-Deg Vertical

REPORT NUMBER: P532974
 CATALOG NUMBER: GLAN-SA8B-760-U-T2R-GRSWH

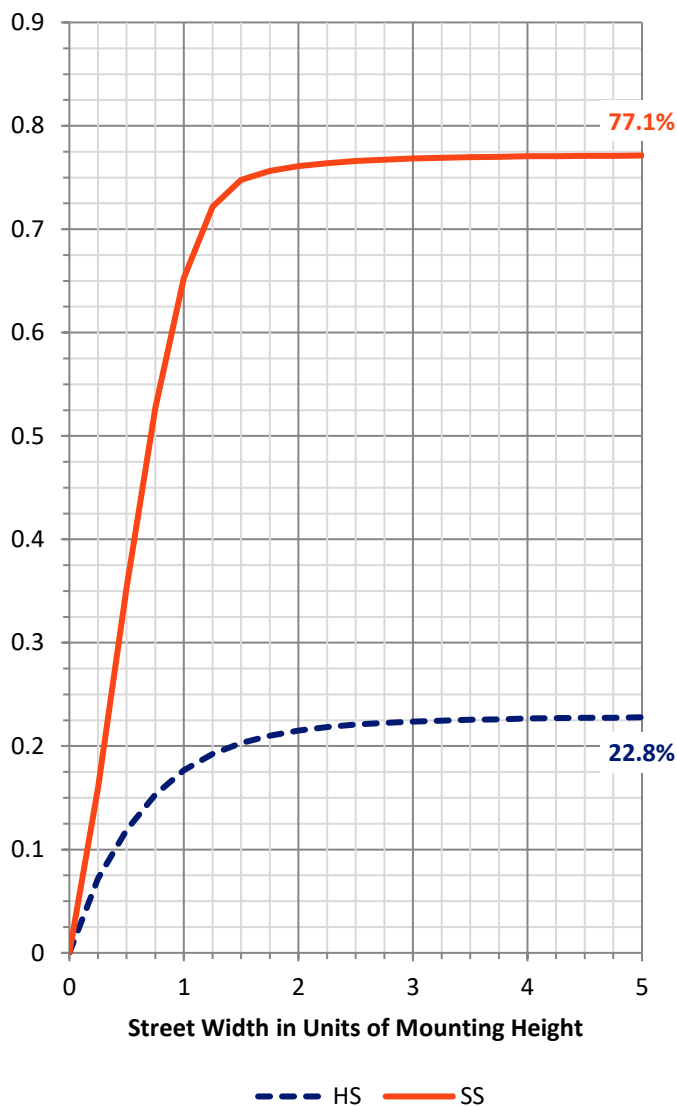
FLUX DISTRIBUTION:

		Downward	Upward	Total
House Side	Lumens	9250.6	0.0	9250.6
	% Fixture	22.9	0.0	22.9
Street Side	Lumens	31126.4	0.0	31126.4
	% Fixture	77.1	0.0	77.1
Total	Lumens	40377.0	0.0	40377.0
	% Fixture	100.0	0.0	100.0

ZONAL LUMENS:

Zone	Lumens	% Fixture
0°-10°	661.1	1.6
10°-20°	2471.6	6.1
20°-30°	4792.3	11.9
30°-40°	7939.1	19.7
40°-50°	11108.6	27.5
50°-60°	9371.5	23.2
60°-70°	2856.4	7.1
70°-80°	1002.1	2.5
80°-90°	174.2	0.4
90°-100°	0.0	0.0
100°-110°	0.0	0.0
110°-120°	0.0	0.0
120°-130°	0.0	0.0
130°-140°	0.0	0.0
140°-150°	0.0	0.0
150°-160°	0.0	0.0
160°-170°	0.0	0.0
170°-180°	0.0	0.0
0°-90°	40377.0	100.0
0°-180°	40377.0	100.0

Coefficient of Utilization

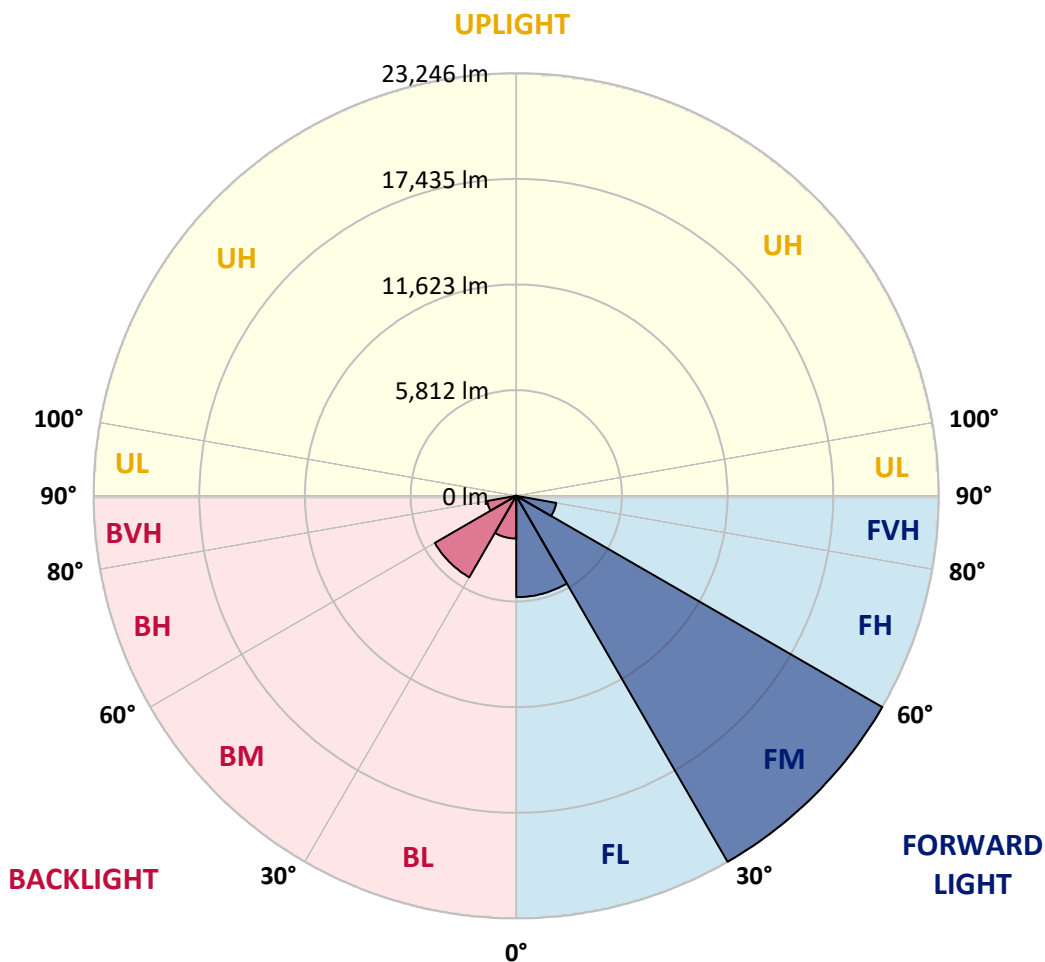


REPORT NUMBER: P532974
 CATALOG NUMBER: GLAN-SA8B-760-U-T2R-GRSWH

LUMINAIRE CLASSIFICATION SYSTEM LUMEN TABLE AND BUG RATING:

Zone	Lumens	% Fixture	Zone Rating/Lumen Limit		
			B	U	G
FL (0°-30°)	5573.5	13.8			
FM (30°-60°)	23246.1	57.6			
FH (60°-80°)	2228.7	5.5			G2/5000
FVH (80°-90°)	78.0	0.2			G1/100
BL (0°-30°)	2351.5	5.8	B3/2500		
BM (30°-60°)	5173.1	12.8	B4/8500		
BH (60°-80°)	1629.8	4.0	B3/2500		G3/2500
BVH (80°-90°)	96.2	0.2			G1/100
UL (90°-100°)	0.0	0.0		U0/0	
UH (100°-180°)	0.0	0.0		U0/0	

BUG Rating: B4-U0-G3
 Type II Short





REPORT NUMBER: P532974

CATALOG NUMBER: GLAN-SA8B-760-U-T2R-GRSWH

CANDELA DISTRIBUTION (FULL):

	0°	5°	15°	25°	35°	45°	55°	65°	72°	75°	85°
0°	5620.8	5620.8	5620.8	5620.8	5620.8	5620.8	5620.8	5620.8	5620.8	5620.8	5620.8
2.5°	7229.6	7184.7	7049.8	7004.8	6844.9	6555.1	6455.2	6160.4	6035.5	5920.6	5785.7
5°	9143.2	8933.4	8918.4	8663.6	8293.8	8079.0	7439.5	7009.8	6615.1	6415.2	6045.5
7.5°	10362.3	10367.3	10367.3	10157.5	9862.7	9318.1	8743.5	7969.1	7374.5	7079.7	6450.2
10°	11521.4	11421.5	11366.6	11346.6	11146.7	10617.1	10002.6	9043.3	8228.9	7884.1	6755.0
12.5°	12340.8	12255.9	12380.8	12315.8	12171.0	11826.2	11246.6	10152.5	9133.2	8668.6	7244.6
15°	12730.5	12790.5	12890.4	13070.3	13005.3	12875.4	12235.9	11291.6	10107.5	9582.9	7679.3
17.5°	13330.1	13165.2	13285.1	13510.0	13689.8	13629.9	13265.1	12116.0	11071.8	10427.3	8263.9
20°	13749.8	13654.9	13714.8	13974.6	14109.5	14449.3	14259.4	13195.2	11996.1	11316.6	8953.3
22.5°	14948.9	14809.0	14614.1	14654.1	14704.1	14943.9	14988.9	14379.3	13070.3	12350.8	9607.9
25°	16427.8	16297.9	16068.1	15833.2	15688.3	15643.4	15798.3	15308.6	14099.5	13355.1	10312.3
27.5°	18056.6	17836.7	17691.9	17207.2	16817.5	16757.5	16682.6	16417.8	15318.6	14514.2	11106.7
30°	19640.4	19465.5	19270.7	18496.3	18091.6	18026.6	17656.9	17731.8	16642.6	15748.3	12006.1
32.5°	20839.5	20854.5	20409.8	19825.3	19445.5	19100.8	18965.9	19180.7	18341.4	17621.9	13010.3
35°	21808.8	21853.8	21429.1	20899.5	20489.8	20729.6	20669.6	20769.6	20369.9	19490.5	14179.5
37.5°	22753.1	22528.3	22073.6	21818.8	21603.9	21998.7	22508.3	22593.2	22668.2	21633.9	15538.5
40°	22908.0	22928.0	22663.2	22843.0	22573.2	23167.8	24351.9	24242.0	24546.8	23642.4	17012.4
42.5°	22688.1	22733.1	22838.0	23092.8	23742.4	24456.8	26215.5	25765.9	26135.6	25331.2	18446.3
45°	22328.4	22143.5	22273.4	23242.7	24366.9	25955.7	27919.3	27569.5	27449.6	26775.1	20155.0
47.5°	20609.7	20799.5	21204.2	22398.4	24087.1	26215.5	29128.4	29048.4	29408.1	28933.5	21708.9
50°	18226.5	18151.5	18930.9	20274.9	22453.3	25705.9	29063.4	29787.9	30562.3	29902.8	22403.4
52.5°	13649.9	14049.6	14719.1	16387.8	19495.5	22928.0	27644.5	28853.6	29483.1	29343.2	21843.8
55°	8628.6	8748.5	9153.2	11136.7	13934.6	18401.3	23697.4	26500.3	27624.5	28149.1	21329.1
57.5°	4191.9	3967.1	4461.7	6055.5	8049.0	12375.8	18276.4	23082.8	25526.0	26475.3	20210.0
60°	2188.4	2273.3	2468.2	3037.7	4161.9	6425.2	11391.5	15383.6	19115.8	20574.7	15318.6
62.5°	1813.7	1843.6	1973.5	2258.3	2767.9	3697.3	5815.7	7499.4	9747.8	11061.8	8713.5
65°	1538.9	1553.8	1693.7	1883.6	2208.4	2603.1	2992.8	3132.7	3792.2	3892.1	3097.7
67.5°	1284.0	1299.0	1448.9	1628.8	1838.6	1943.6	2043.5	2033.5	2108.4	2078.5	2073.5
70°	989.3	1004.3	1159.1	1349.0	1453.9	1394.0	1703.7	1773.7	1803.7	1828.6	1868.6
72.5°	714.5	744.4	864.4	999.3	944.3	1084.2	1404.0	1508.9	1548.8	1563.8	1613.8
75°	519.6	529.6	559.6	519.6	599.6	754.4	989.3	1119.2	1169.1	1184.1	1259.1
77.5°	229.8	234.8	239.8	299.8	384.7	469.7	589.6	694.5	764.4	784.4	804.4
80°	119.9	124.9	154.9	204.8	274.8	344.7	429.7	489.6	534.6	539.6	559.6
82.5°	74.9	79.9	109.9	144.9	194.9	254.8	314.8	364.7	399.7	404.7	409.7
85°	35.0	45.0	65.0	89.9	129.9	164.9	169.9	144.9	154.9	159.9	149.9
87.5°	10.0	15.0	20.0	15.0	20.0	20.0	25.0	30.0	30.0	30.0	35.0
90°	0.0	0.0	0.0	0.0	0.0	0.0	0.0	0.0	0.0	0.0	0.0



REPORT NUMBER: P532974
 CATALOG NUMBER: GLAN-SA8B-760-U-T2R-GRSWH

CANDELA DISTRIBUTION (continued):

	90°	95°	105°	115°	125°	135°	145°	155°	165°	175°	180°
0°	5620.8	5620.8	5620.8	5620.8	5620.8	5620.8	5620.8	5620.8	5620.8	5620.8	5620.8
2.5°	5710.8	5665.8	5490.9	5426.0	5256.1	5286.1	5196.1	5191.1	5171.2	5166.2	5161.2
5°	5850.7	5710.8	5500.9	5341.0	5246.1	5236.1	5171.2	5171.2	5191.1	5206.1	5171.2
7.5°	6080.5	5920.6	5565.9	5416.0	5331.0	5316.0	5271.1	5236.1	5281.1	5266.1	5226.1
10°	6345.3	6065.5	5690.8	5560.9	5421.0	5386.0	5386.0	5401.0	5326.0	5351.0	5311.1
12.5°	6640.1	6265.3	5850.7	5700.8	5535.9	5515.9	5505.9	5396.0	5436.0	5416.0	5316.0
15°	7014.8	6495.2	6055.5	5800.7	5660.8	5570.9	5441.0	5421.0	5396.0	5346.0	5301.1
17.5°	7419.5	6745.0	6150.4	5830.7	5620.8	5555.9	5455.9	5351.0	5276.1	5286.1	5251.1
20°	7764.2	6974.8	6185.4	5860.6	5590.8	5465.9	5311.1	5246.1	5166.2	5161.2	5156.2
22.5°	8173.9	7284.6	6235.4	5780.7	5500.9	5371.0	5266.1	5151.2	5096.2	5026.3	5061.2
25°	8663.6	7404.5	6245.4	5735.7	5436.0	5206.1	5151.2	5026.3	5006.3	4906.4	4926.3
27.5°	9018.3	7469.4	6165.4	5595.8	5286.1	5111.2	5011.3	4921.3	4886.4	4811.4	4791.4
30°	9492.9	7569.4	5995.5	5421.0	5136.2	4941.3	4881.4	4861.4	4761.5	4681.5	4671.5
32.5°	10032.5	7634.3	5885.6	5241.1	4981.3	4831.4	4861.4	4766.5	4641.6	4571.6	4551.6
35°	10462.2	7659.3	5610.8	5036.3	4876.4	4781.4	4746.5	4726.5	4546.6	4481.7	4431.7
37.5°	11116.7	7604.3	5381.0	4891.4	4761.5	4726.5	4696.5	4561.6	4356.8	4261.8	4191.9
40°	11881.2	7589.4	5086.2	4686.5	4651.5	4691.5	4601.6	4391.7	4106.9	4002.0	3952.1
42.5°	12615.6	7694.3	4901.4	4576.6	4531.6	4546.6	4421.7	4106.9	3967.1	3907.1	3827.2
45°	13844.7	7914.1	4596.6	4406.7	4386.7	4376.7	4226.9	3897.1	3817.2	3742.2	3727.2
47.5°	14953.9	7769.2	4401.7	4231.9	4251.8	4196.9	3877.1	3772.2	3682.3	3607.3	3582.3
50°	15018.8	7424.5	4126.9	4097.0	4102.0	4007.0	3702.2	3632.3	3517.4	3467.4	3432.4
52.5°	14679.1	6859.9	3872.1	3882.1	3897.1	3742.2	3487.4	3437.4	3342.5	3272.6	3252.6
55°	13724.8	5980.6	3622.3	3662.3	3702.2	3407.5	3327.5	3202.6	3127.7	3027.7	3032.7
57.5°	12091.0	4816.4	3272.6	3337.5	3422.5	3097.7	3037.7	2882.9	2772.9	2693.0	2683.0
60°	8104.0	3427.5	2748.0	2772.9	2962.8	2832.9	2827.9	2673.0	2523.1	2453.2	2413.2
62.5°	4781.4	2618.1	2373.2	2348.3	2343.3	2418.2	2543.1	2488.2	2293.3	2158.4	2198.4
65°	2503.1	2263.3	2208.4	2123.4	2073.5	2053.5	2148.4	2173.4	2043.5	1898.6	1888.6
67.5°	2103.4	2103.4	2058.5	2028.5	1958.5	1873.6	1813.7	1733.7	1713.7	1673.8	1623.8
70°	1913.6	1963.5	1948.6	1878.6	1818.6	1723.7	1568.8	1438.9	1314.0	1269.1	1299.0
72.5°	1668.8	1718.7	1718.7	1683.7	1603.8	1458.9	1309.0	1159.1	1054.2	974.3	964.3
75°	1284.0	1309.0	1369.0	1329.0	1224.1	1134.2	979.3	824.4	724.5	649.5	634.5
77.5°	819.4	859.4	859.4	854.4	779.4	694.5	594.6	484.6	409.7	354.7	339.7
80°	544.6	569.6	589.6	569.6	519.6	454.7	379.7	304.8	249.8	204.8	194.9
82.5°	399.7	429.7	444.7	424.7	374.7	324.8	269.8	214.8	159.9	124.9	114.9
85°	154.9	159.9	179.9	214.8	209.8	204.8	164.9	119.9	89.9	65.0	60.0
87.5°	40.0	35.0	40.0	40.0	35.0	30.0	30.0	30.0	30.0	15.0	20.0
90°	0.0	0.0	0.0	0.0	0.0	0.0	0.0	0.0	0.0	0.0	0.0

(END OF REPORT)